

# ARCELORMITTAL ORBIT

---





# LONDON'S MOST ICONIC LEASING OPPORTUNITY





**AN INCREDIBLE OPPORTUNITY TO  
CREATE A MAJOR NEW DESTINATION AT  
THE HEART OF THE COMMERCIAL CORE  
OF QUEEN ELIZABETH OLYMPIC PARK  
- LINKING THE EAST BANK CULTURAL  
AND RESTAURANT DISTRICT TO LONDON  
STADIUM AND OTHER LEGACY VENUES.**



**VENUE**  
**THE**  
**ARCELORMITTAL**  
**ORBIT**



# QUEEN ELIZABETH OLYMPIC PARK

**100,000 NEW RESIDENTS AND 40,000 NEW HOMES**

will be delivered across the Mayoral Development Corporation/ London Legacy Development Corporation area

**WESTFIELD ANNUAL FOOTFALL 51 MILLION**

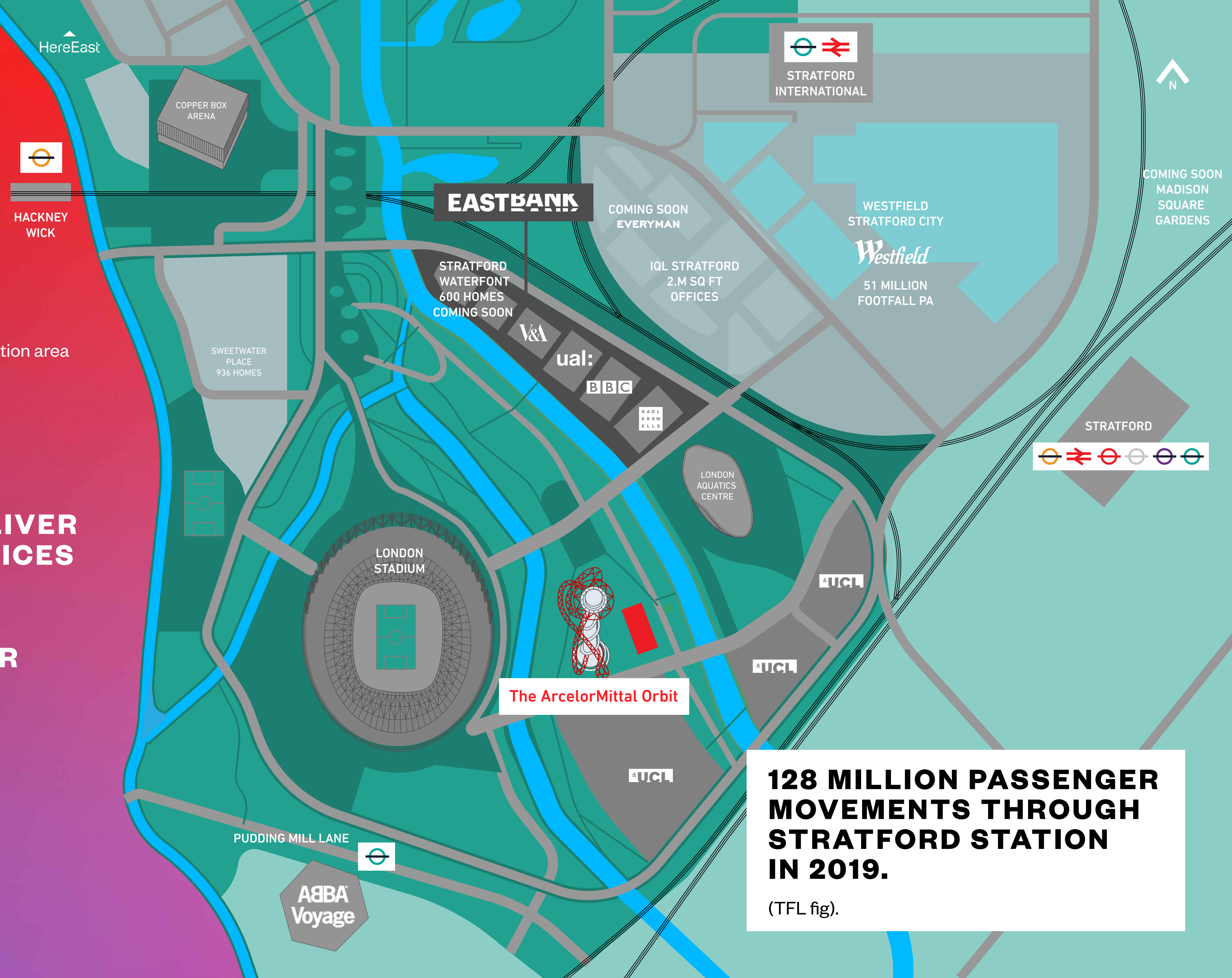
**IQL STRATFORD WILL DELIVER 2.5 MILLION SQ FT OF OFFICES**

**35+ MAJOR EVENTS AT LONDON STADIUM EACH YEAR**

**16,000 STUDENTS TO BE BASED ON THE PARK**

**STRATFORD IS CONNECTED BY 10 RAIL & TUBE LINES**

Elizabeth line, Central line, Jubilee line, DLR, Overground, High Speed Rail and National Rail



**128 MILLION PASSENGER MOVEMENTS THROUGH STRATFORD STATION IN 2019.**  
(TFL fig).



**Opposite The Podium and The ArcelorMittal Orbit is East Bank, London's new cultural powerhouse including:**

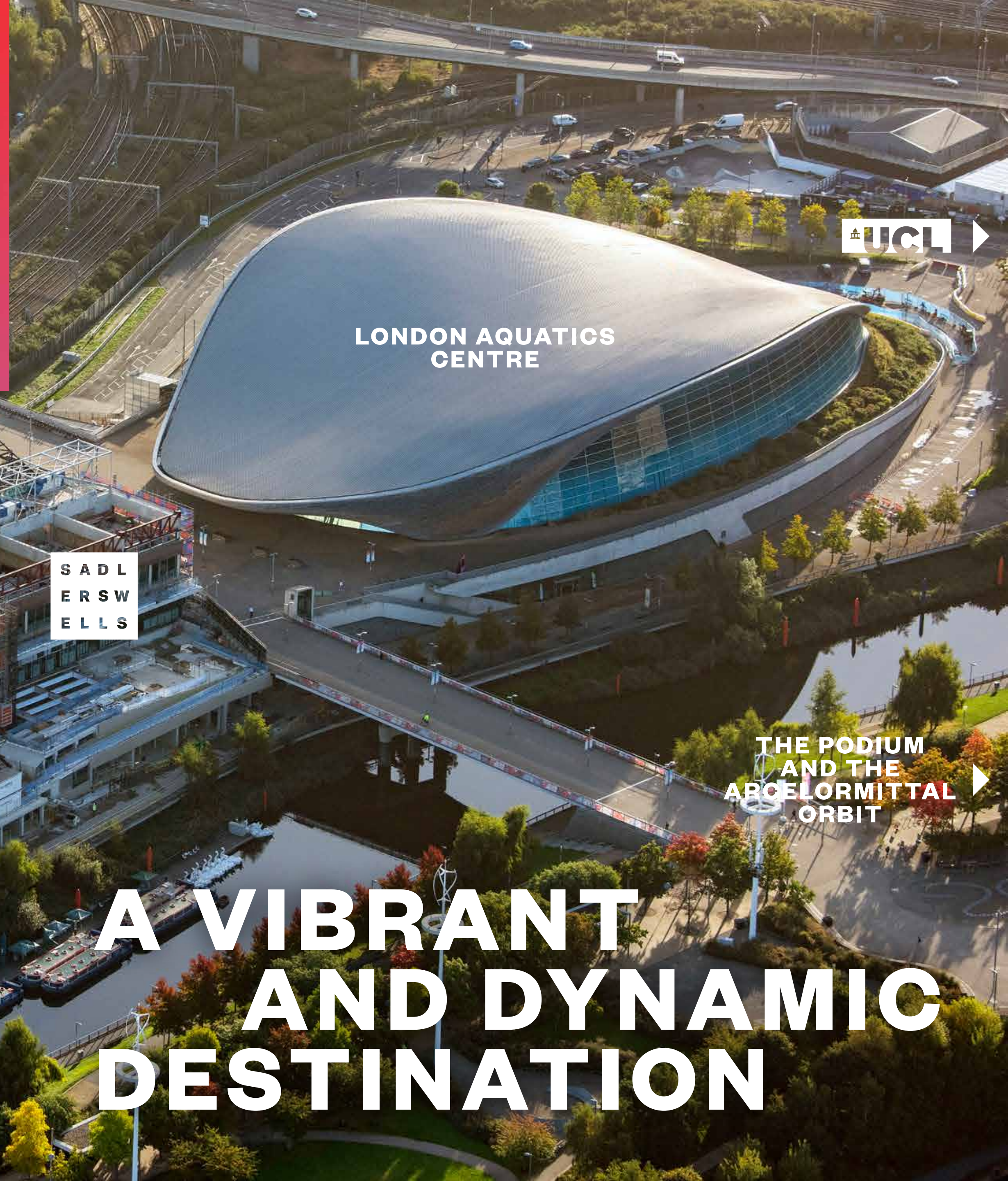
**Sadler's Wells** will open a new 550-seat theatre presenting the best UK and international dance, operating at least 100 performances each year (90,000 sq ft).

**UAL's London College of Fashion** a state-of-the-art campus, accommodating 6,500 students (400,000 sq ft).

**The V&A** a new museum to display its world-famous collections (73,000 sq ft)

**BBC** the new home for the BBC Symphony Orchestra, BBC Symphony Chorus, BBC singers with recording facilities and access to the public for performances (92,000 sq ft).

**UCL** will create a new campus, UCL East, for around 4,000 students (c.1.9million sq ft).



**IQL**

**SADLER  
WELLS**

**BBC**

**ual:** london college of fashion

**V&A**

**THE PODIUM  
AND THE  
ARCELORMITTAL  
ORBIT**

**A VIBRANT  
AND DYNAMIC  
DESTINATION**





# THE ARCELORMITTAL ORBIT

The ArcelorMittal Orbit was delivered in 2012 for the opening of the London 2012 Olympic and Paralympic Games and has become an iconic symbol of London and has become a standout feature on the capital's skyline. Located in one of the busiest parts of the Park, this site is adjacent to the London Stadium which enjoys significant footfall, welcoming a capacity crowd of up to 80,000 for live entertainment events and football matches.



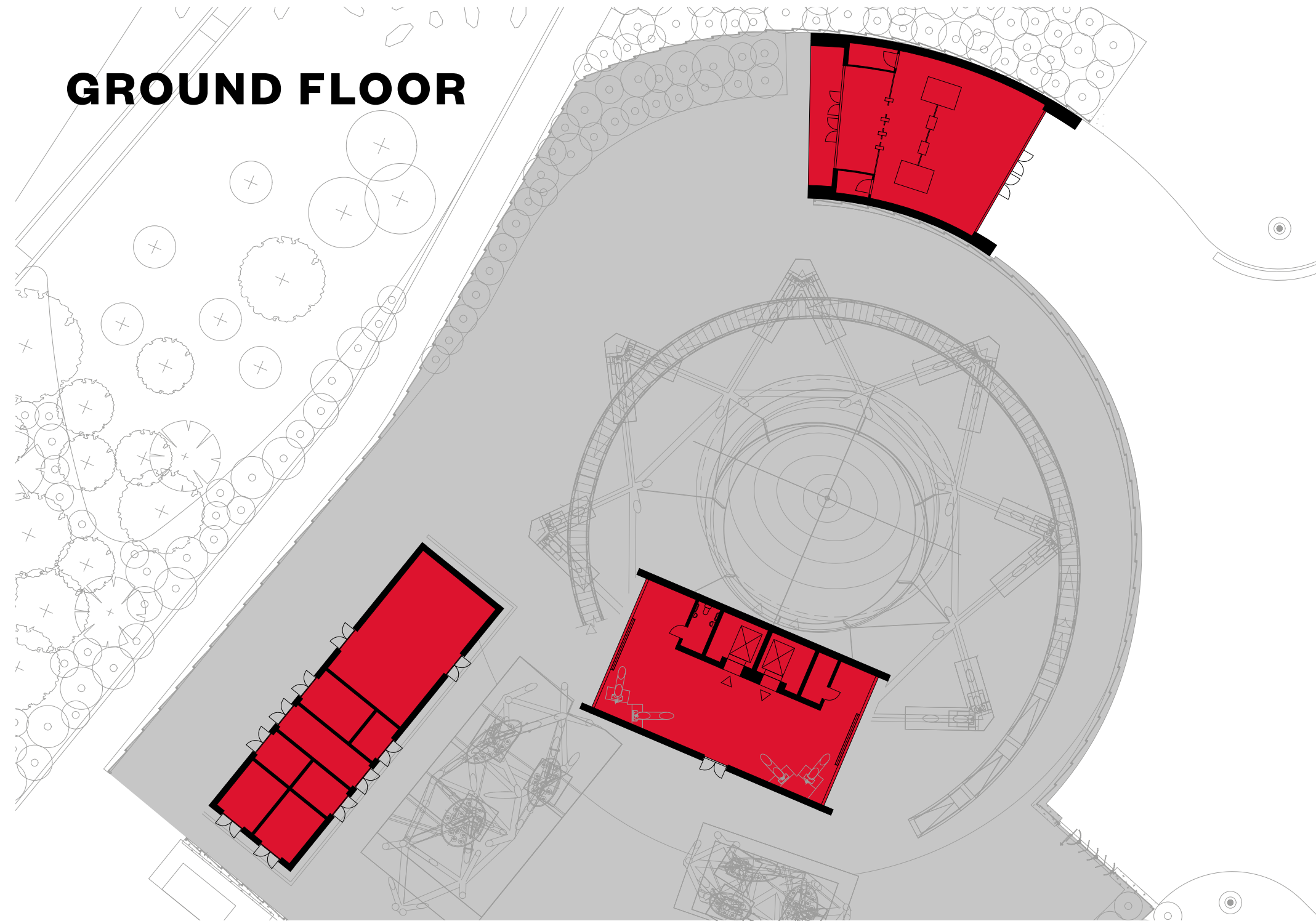
Currently the building includes two sky level floors of viewing galleries and stunning events space, in addition to an incredible abseiling experience alongside the worlds longest and fastest tube slide - a thrilling attraction.

There is significant scope to further develop attractions and revenue streams.




# THE ARCELORMITTAL ORBIT PLANS


**GROUND FLOOR**



**SKY LEVEL 1**



**SKY LEVEL 2**



<b>GROUND</b>	<b>4,975 SQ FT</b>
<b>SKY LEVEL 1</b>	<b>2,878 SQ FT</b>
<b>SKY LEVEL 2</b>	<b>3,096 SQ FT</b>
<b>TOTAL</b>	<b>10,949 SQ FT</b>

**OUTSIDE AREAS: APPROXIMATELY 32,110 SQ FT**

● **Outside areas**

● **Demise**

# GET IN TOUCH

London Legacy Development  
Corporation  
Level 9  
5 Endeavour Square  
London  
E20 1JN

**LONDON** LEGACY  
DEVELOPMENT  
CORPORATION

  
QUEEN ELIZABETH  
OLYMPIC PARK