

## Liberty 2017 Access Information

### **Access information for Liberty Festival at the Queen Elizabeth Olympic Park on Saturday 15<sup>th</sup> July.**

Queen Elizabeth Olympic Park has been designed to be as accessible as possible. There are level access routes throughout the park. Liberty Festival takes place on the South Park Boulevard and Mandeville Place, which is a level, hard-standing area, with step-free access.

On the day access facilities will include:

- Audio description headsets are available at Event Information & Access Points.
- BSL interpretation, induction loops and captioning services are available at locations across the event. Also available are roaming personal assistants, interpreters and audio describer.
- Rest area located on site.
- Changing Places facilities available at The Podium, next to the ArcelorMittal Orbit. A mobile Changing Places unit will also be available on-site.
- Assistance dogs welcome; spend area available.

### **Getting to the Park:**

Stratford and Queen Elizabeth Olympic Park (QEOP) have some of the best and most accessible public transport links in London. More information is available on the [QEOP website](#)

The pedestrian route from Stratford Station to the event site is consists of level, hard-standing surfaces. The distance to the Stadium is approximately 1km and takes 15-20 minutes.

Alternatively, there is an accessible public bus route (388) that runs from Stratford City Bus Station to Copper Box approximately every 10mins. <https://www.tfl.gov.uk/bus/route/388/> Please do check in advance for any re-routing on event days.

For customers arriving by taxi or being dropped off by friends or family, please find details for the drop off point below.

### **Dial A Ride Shuttle Service:**

A free shuttle service will be provided by TFL Dial A Ride between Stratford Station (Jubilee Line, Platform 13) and the festival. This is intended for disabled customers. Passengers will need to be members of Dial a Ride (new users can register on the bus on the day).


### **Blue Badge Parking**

A small number of Blue badge parking spaces are available on the day at the [Multi Storey Car Park](#), located just north of Here East - **pre-booking is strongly advised!** Please call 0800 0722 110 10 or send an email to [legacy@springboard-marketing.co.uk](mailto:legacy@springboard-marketing.co.uk) and quote 'Blue Badge for Liberty Festival'.

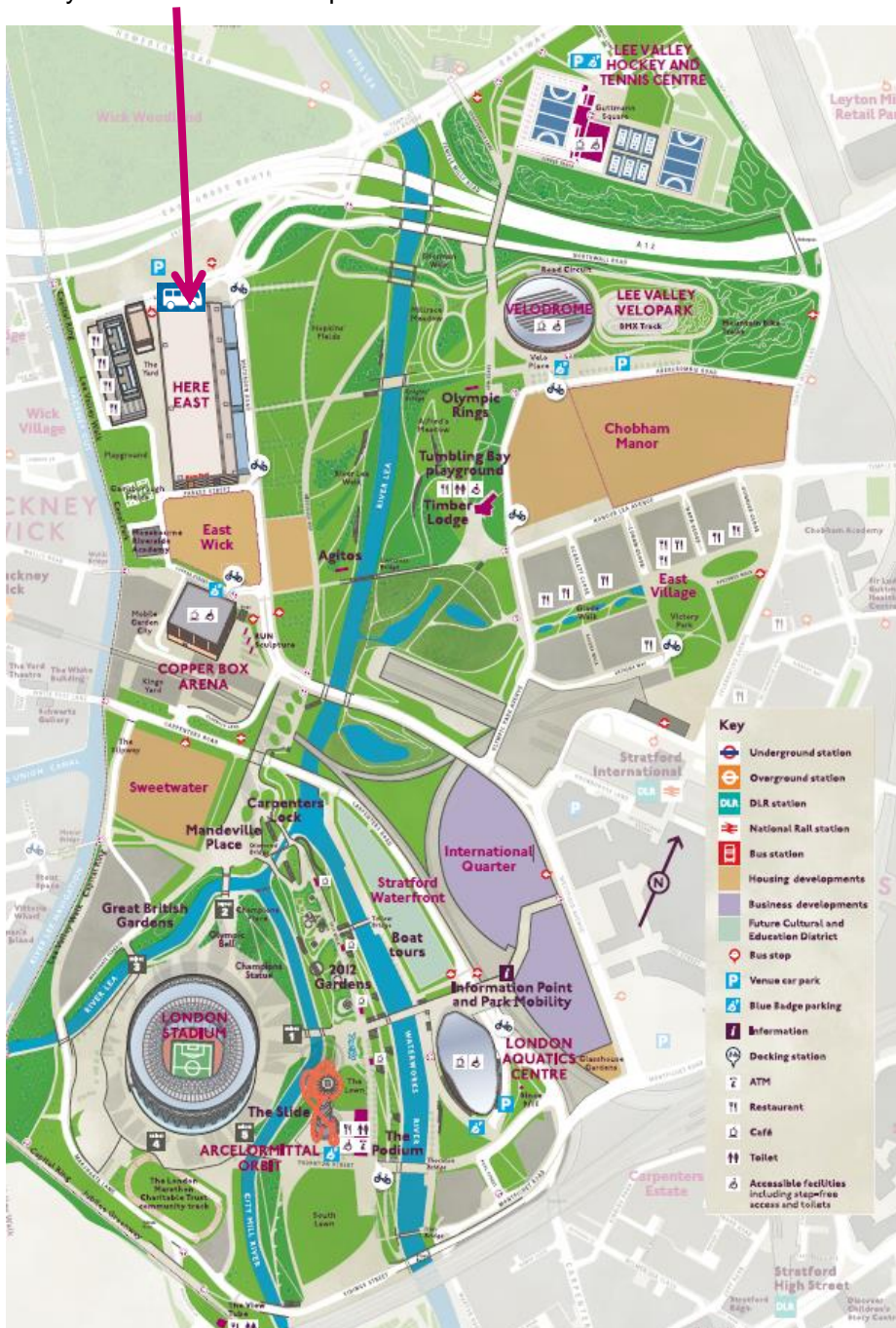
Once parked, visitors will need to use the lifts which are clearly signposted from the 1<sup>st</sup> floor to the ground floor which is a large open area with high ceilings with 3 coach lanes and standard and accessible toilets. The mobility shuttle bus will pick up from the nearest coach lane to the lifts/pavement and take visitors to the mobility shuttle bus stop at Liberty Festival. There will be a controller from Ealing Community Transport and a London2017 volunteer at the bus waiting area.

On the return journey, wait at the mobility shuttle bus stop where you were dropped off. ECT controller and volunteers will be around to direct you to the correct bus which will be clearly marked for either the blue badge car park or Stratford Station. Visitors will get dropped off to the same ground floor coach lane within the car park. From there they can access the lifts and first floor to return to their own vehicle.

### Drop off point and shuttle bus service

Visitors to Liberty Festival with access needs being dropped off by vehicle can do so on Lesney Avenue and then use the mobility shuttle buses from the blue badge car park to the event site. The Drop off Point is indicated on the Map below with the following icon - . Signs will direct you to the Shuttle Bus which is just a short walk away. Instructions on how to reach the Shuttle Bus from the Vehicle Drop Off point are detailed below.

Liberty Festival Vehicle Drop Off Point




1. The Liberty Festival Drop Off Point is located outside the entrance to Loughborough University London at Here East. As you enter Lesney Avenue, continue driving until you reach a large 'A' on the side of the building. The drop-off point is directly in front of this.




**Liberty Festival Drop Off Point**


2. Once you have been dropped off you can cross the road towards the multi-story car-park using a level crossing. The level crossing is a few metres from the drop off point. Cross the road towards the multi-story car park where a large D is painted on the wall.




3. Once you have crossed the road the large 'D' will be to your right. Walk towards this and you will see a set of orange double doors to its right. You need to go through these doors.



4. Enter through the door and turn to your right, where another set of orange double doors will be in front of you. Go through these doors also.



5. As you come out of the doors, the Shuttle Bus service waiting point is to your left hand side.



#### **Park Mobility scooter service:**

Customers can hire a mobility scooter or manual wheelchair. Details of the Park Mobility service are available on the [Park website](#).

Pre-booking of the Park Mobility equipment is strongly advised and bookings will be taken on a first come, first served basis by calling 0800 0722 110 or emailing [legacy@springboard-marketing.co.uk](mailto:legacy@springboard-marketing.co.uk). No charges will be made for use of this service at Liberty Festival, although users will be required to leave a form of identification.